

Introductory sub-table (I)(a)

Name of the Company: RAMA PAPER MILLS LTD.

Scrip Code, Name of the scrip, class of security: , 500357, RAMA PAPER MILLS LTD, EQUITY

Quarter ended: 31/12/2012

	No. of partly paid-up shares	As a % of total no. of partly paid-up shares	As a % of total no. of shares of the company
Partly paid-up shares:-			
Held by promoter/promoter group		N.A.	N.A.
Held by public		N.A.	N.A.
Total - D	0	N.A.	N.A.
As a % of total no. of shares of the company, assuming full conversion of convertible securities			
Outstanding convertible securities:- No. of outstanding securities			
Held by promoter/promoter group		N.A.	N.A.
Held by public		N.A.	N.A.
Total - E	0	N.A.	N.A.
As a % of total no. of shares of the company, assuming full conversion of warrants			
Warrants:-			
No. of warrants		As a % of total no. of warrants	
Held by promoter/promoter group		N.A.	N.A.
Held by public		N.A.	N.A.
Total - F	0	N.A.	N.A.
Total paid-up capital of the company, assuming full conversion of warrants and convertible securities			




Signature

Statement Showing Shareholding Pattern								
Table (I)(a)								
Category code	Category of Shareholder	Number of Shareholders	Total number of shares	Number of shares held in dematerialized form	Total shareholding as a percentage of total number of shares		Shares Pledged or otherwise encumbered	
					As a percentage of (A+B) ¹	As a percentage of (A+B+C)	Number of shares	As a percentage
(I)	(II)	(III)	(IV)	(V)	(VI)	(VII)	(VIII)	(IX) = (VIII)/(IV)*100
A	Shareholding of Promoter and Promoter Group							
(1)	Indian	5	766450	766450	10.110	10.110	N.A	N.A
(a)	Individuals / Hindu Undivided Family							
(b)	Central Government / State Governments							
(c)	Bodies Corporate	1	266850	266850	3.520	3.520	266850	100.00
(d)	Financial Institutions/ Banks							
(e)	Any Other (DIRECTORS & RELATIVES)	5	433451	433451	5.717	5.717	N.A	N.A
	Sub-Total (A) (1)	11	1466751	1466751	19.347	19.347	266850	18.19
(2)	Foreign							
(a)	Individuals (Non Resident/Foreign Individuals)							
(b)	Bodies Corporate							
(c)	Institutions							
	Sub-Total (A) (2)							
	Total A=(A)(1)+(A)(2)	11	1466751	1466751	19.347	19.347	266850	18.19
(B)	Public Shareholding							
(1)	Institutions							
(a)	Mutual Funds / UTI	1	3600	0	0.047	0.047	N.A	N.A
(b)	Financial Institutions / Banks	0	0	0	0	0		
(c)	Central Government / State Governments	0	0	0	0	0		
(d)	Venture Capital Funds	0	0	0	0	0		
(e)	Insurance Companies	0	0	0	0	0		
(f)	Foreign Institutional Investors	0	0	0	0	0		
(g)	Foreign Venture Capital Investors	0	0	0	0	0		
(h)	Any Other (specify)	0	0	0	0	0		
	Sub Total (B) (1)	1	3600	0	0.047	0.047	N.A	N.A
(2)	Non-Institutional							
(a)	Bodies Corporate	130	984591	931291	12.987	12.987		
(b)	Individuals							
	i Individual shareholders holding nominal share capital upto Rs. 1 Lakh	9754	2896020	1721520	38.199	38.199		
	ii Individual shareholders holding nominal share capital in excess of Rs. 1 Lakh	52	1653163	1653163	21.806	0		
(c)	Any Other					0		
	Non Resident India	16	36504	36004	0.481	0.481		
	CLEARING MEMBER	7	5295	5295	0.000	0.000		
	CLEARING HOUSE	40	535476	535476	7.063	7.063		
	Sub Total (B) (2)	9999	6111049	4882749	80.606	80.606	N.A	N.A
	Total B=(B)(1)+(B)(2)	10000	6114649	4882749	80.653	80.653	N.A	N.A
	TOTAL (A)+(B)	10011	7581400	6349500	100.000	100.000	N.A	N.A
(C)	Share held by Custodians against which Depository Receipts have been issued							
1	Promoter and Promoter Group	0	0	0	0.000	0.000	N.A	N.A
2	Public	0	0	0	0.000	0.000	N.A	N.A
	Grand Total (A)+(B)+(C)	10011	7581400	6349500	100.000	100.000	266850	3.52



Sr.No	Notes
1	
2	
3	
4	
5	
6	
7	
8	
9	



(1)(c)(i) Statement showing holding of securities (including shares, warrants, convertible securities) of persons belonging to the category "Public" and holding more than 1% of the total number of shares

Sr. No.	Name of the shareholder	Number of shares	Shares as a percentage of total number of shares (i.e., Grand Total (A)+(B)+(C) indicated in Statement at para (1)(a) above)	Details of warrants		Details of convertible securities		Total shares (including underlying shares assuming full conversion of warrants and convertible securities)
				Number of warrants held	As a % of total number of warrants of the same class	Number of convertible securities held	% w.r.t total number of convertible securities of the same class	
1	NAVJEEVAN EQUITY BROKING P LTD.	420818	5.55					
2	VENTURA SECURITIES LTD.	211900	2.79					
3	BOBBY PARWANEE	177522	2.34					
4	PKA PROJECTS PVT LTD.	168480	2.22					
5	MANJU AGARWAL	131286	1.73					
6	VARUN PREM BUDHRANI	109988	1.45					
7	VAJANI INVESTMENT AND TRADING COP	81635	1.08					
8	KOTAK MAHINDRA INVESTMENT LTD	80000	1.06					
9	SHYAM HUNDRAJ PARANEY HUF	79648	1.05					
10	NAND KISHORE KHANDELWAL	79444	1.05					
	TOTAL	1540721	20.32					



[Handwritten Signature]


(1)(d) Statement showing details of locked-in shares

Sr. No.	Name of the shareholder	Number of locked-in shares	Locked-in shares as Percentage	Category of Shareholder (Promotor/ Public)	Locked-in shares as a percentage of total number of shares (i.e., Grand Total (A)+(B)+(C) indicated in Statement at para (1)(a) above)
1					
2					
3			ff		
4					
5					
6					
7					
8					
9					
TOTAL		0	0.00	0	0.00



(II)(a) Statement showing details of Depository Receipts (DRs)

Sr. No.	Type of outstanding DR (ADRs, GDRs, SDRs, etc.)	Number of outstanding DRs	Number of shares underlying outstanding DRs	Shares underlying outstanding DRs as a percentage of total number of shares {i.e., Grand Total (A)+(B)+(C) indicated in Statement at para (I)(a) above} if
1				
2				
3				
4				
5				
6		-NIL-		
7				
8		1		
9				
TOTAL		0	0	0.00



 The State Bank of India


(11)(b) Statement showing Holding of Depository Receipts (DRs), where underlying shares held by 'Promoter/Promoter Group' are in excess of 1% of the total number of shares

Sr. No.	Name of the DR Holder	Type of outstanding DR (ADRs, GDRs, SDRs, etc.)	Number of shares underlying outstanding DRs	Shares underlying outstanding DRs as a percentage of total number of shares {i.e., Grand Total (A)+(B)+(C) indicated in Statement at para (1)(a) above} if
1				
2				
3				
4		--NIL--		
5				
6				
7				
8				
9				
TOTAL			0	0.00

Registrar of Companies
New Delhi

(D)(c)(ii) Statement showing holding of securities (including shares, warrants, convertible securities) of persons (together with PAC) belonging to the category "Public" and holding more than 5% of the total number of shares of the company.

Sr. No.	Name(s) of the shareholder(s) and the Persons Acting in Concert (PAC) with them	Number of shares	Shares as a percentage of total number of shares {i.e., Grand Total (A)+(B)+(C)}	Details of		Details of		Total shares (including underlying shares assuming full conversion of warrants)
				Number of warrants	As a % of total number of warrants of the same class	Number of convertible securities held	% w.r.t total number of convertible securities of the same class	
1	NAVJEEVAN EQUITY BROKING P.LTD.	420818	5.55		NIL		NIL	
TOTAL		420818	5.55		0 NIL		0 NIL	0



A handwritten signature is written over a circular stamp. The stamp contains the text "NAVJEEVAN EQUITY BROKING P.LTD." around the perimeter and "NAVJEEVAN EQUITY BROKING P.LTD." in the center. The signature appears to be "N. Jeevan" or similar.

(1)(b) Statement showing holding of securities (including shares, warrants, convertible securities) of persons belonging to the category "Promoter and Promoter Group"

Sr. No.	Name of the shareholder	Total Shares Held		Share Pledged or otherwise encumbered			Details of warrants		Details of convertible securities		Total shares
		Number	As a % of grand total	Number	As a Percentage	As a % of grand total (A)+(B)+C	Number of warrants held	As a % total number of warrant	Number of convertible securities	As a % total number of convertible	
(i)	(ii)	(iii)	(iv)	(v)	(vi) = (v)/(iii)*100	(vii)	(viii)	(ix)	(x)	(xi)	(xii)
1	PARMOD KUMAR	235450	3.11								
2	PRAMOD KUMAR HUF	126125	1.66								
3	PRAMOD AGARWAL	8600	0.11								
4	ARUN GOEL	384625	5.07								
5	ARUN GOEL HUF	11650	0.15								
6	ANKUR AGARWAL	4501	0.06								
7	APPURVA GOEL	283950	3.75								
8	SUNITA GOEL	44750	0.59								
9	RACHNA GOEL	79250	1.05								
10	VANDANI GOEL	21000	0.28								
11	RAM FIN FORTUNES PVT	266850	3.52		100	3.52					
	TOTAL	1466751	19.34	266850	16.14	3.52					

